

Table of Contents

Determining the number of subscriber devices (behind the router)	3
---	----------

Determining the number of subscriber devices (behind the router)

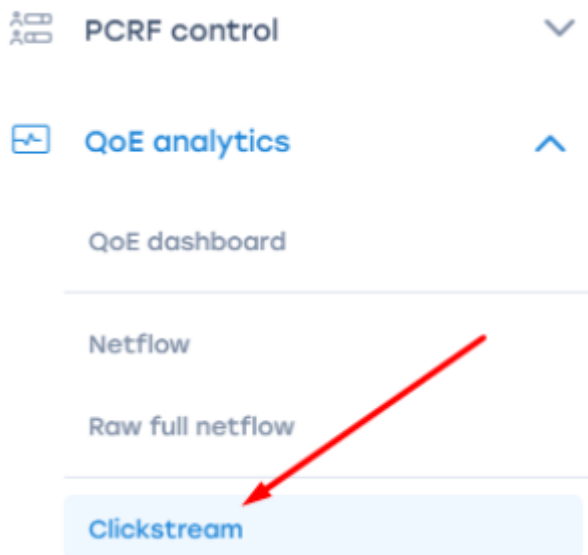
Calculated using the UserAgent metric in QoE ClickStream.

This metric performs well on large datasets but has nuances in certain cases:

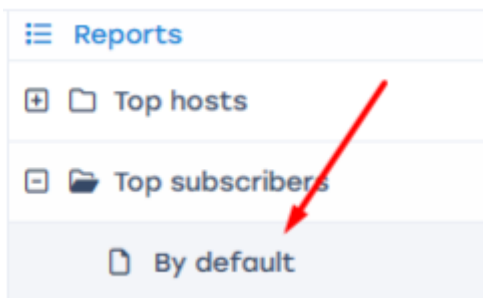
1. In QoE, the number of devices is determined only for those that were active on the Internet during the data collection period. The longer the period, the more accurate the data.
2. Not all devices are detected by this metric, and some devices may generate multiple different UserAgents when using several applications simultaneously.

To obtain data in the QoE Analytics section:

1. Go to the ClickStream section



2. Select "Top subscribers" and "Default" from the list of standard reports on the right

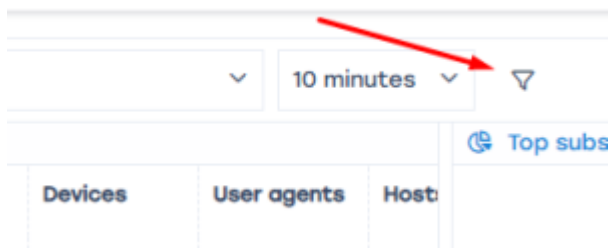


3. Select the "Devices" column in the statistics table. This column shows the approximate number of devices per subscriber.

Login	Devices	User agents
<input type="text" value="Q FILTER"/>	8	17
60759	9	17
85483	95	179
37754	37	89

4. For convenience, you can perform various actions with this metric:

1. Apply a filter to the number of devices — for example, select subscribers with 3 to 10 devices.

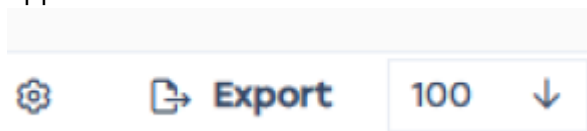


10 minutes

Top subs

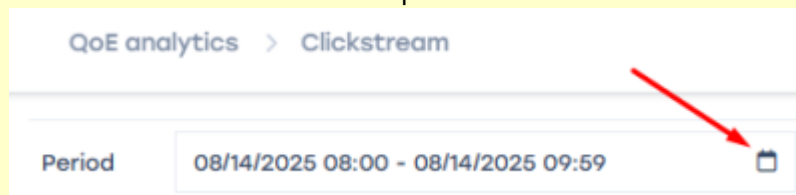
Devices User agents Hosts

2. Export this list of subscribers to .xls and perform further analysis in your preferred application.



Export 100

Important: the longer the selected ClickStream period, the more accurate the data. It is recommended to choose a period of at least 24 hours.

QoE analytics > Clickstream

Period 08/14/2025 08:00 - 08/14/2025 09:59